



US00D395468S

United States Patent [19] Wagner

[11] Patent Number: **Des. 395,468**
[45] Date of Patent: ****Jun. 23, 1998**

- [54] **MANIPULABLE PUZZLE**
- [75] Inventor: **Stephen A. Wagner**, Alexandria, Va.
- [73] Assignee: **Binary Arts Corp.**, Alexandria, Va.
- [**] Term: **14 Years**
- [21] Appl. No.: **57,175**
- [22] Filed: **Jul. 18, 1996**
- [51] **LOC (6) Cl.** **21-01**
- [52] **U.S. Cl.** **D21/104**
- [58] **Field of Search** D21/104, 107;
273/153 S

[56] **References Cited**

U.S. PATENT DOCUMENTS

D. 140,371	2/1945	Sewell	D21/104
449,881	4/1891	Jackson	273/153 S
482,957	9/1892	Allen	273/153 S
1,560,921	11/1925	Von Bultzingslowen	273/153 S
1,693,711	12/1928	Fritz	273/153 S

OTHER PUBLICATIONS

The Greatest Puzzles of All Times by Matthew J. Costell, pp. 128, 129, 130, 131, and 145, published Jul. 20, 1988.
 Recreation in Mathematics (Sliding Piece Puzzles) by L.E. Horden published 1986 (6 pages).

Binary Arts HIKIMI Puzzle Collection Tokyo Parking and Instructions (In Japanese).

Primary Examiner—Dominic Simone
Attorney, Agent, or Firm—Cahn & Samuels, LLP

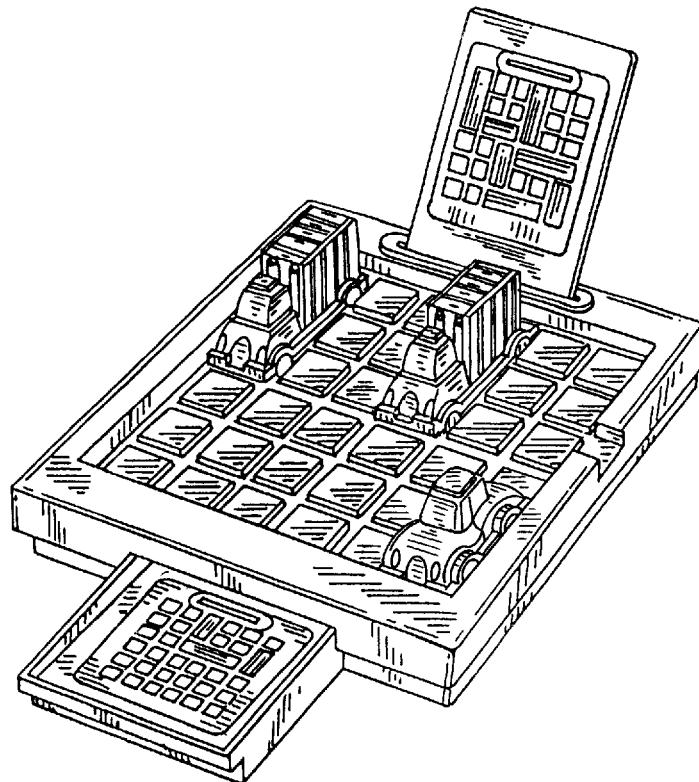
[57] **CLAIM**

The ornamental design for manipulable puzzle, as shown and described.

DESCRIPTION

FIG. 1 is a perspective view of an embodiment of the ornamental design of this invention including game puzzle elements;
 FIG. 2 is a top view of the puzzle platform of FIG. 1 illustrated separately;
 FIG. 3 is a side view of the puzzle platform of FIG. 2 illustrating the side opening;
 FIG. 4 is a front view of the puzzle platform of FIG. 2 illustrated and illustrating the recessing drawer;
 FIG. 5 is a bottom view of the puzzle platform of FIG. 2 illustrated separately;
 FIG. 6 is a right front perspective view of a truck-type puzzle playing piece as depicted in FIG. 1, illustrated separately for clarity; and,
 FIG. 7 is a right front perspective view of a car-type puzzle playing piece as depicted in FIG. 1, illustrated separately for clarity.

1 Claim, 2 Drawing Sheets



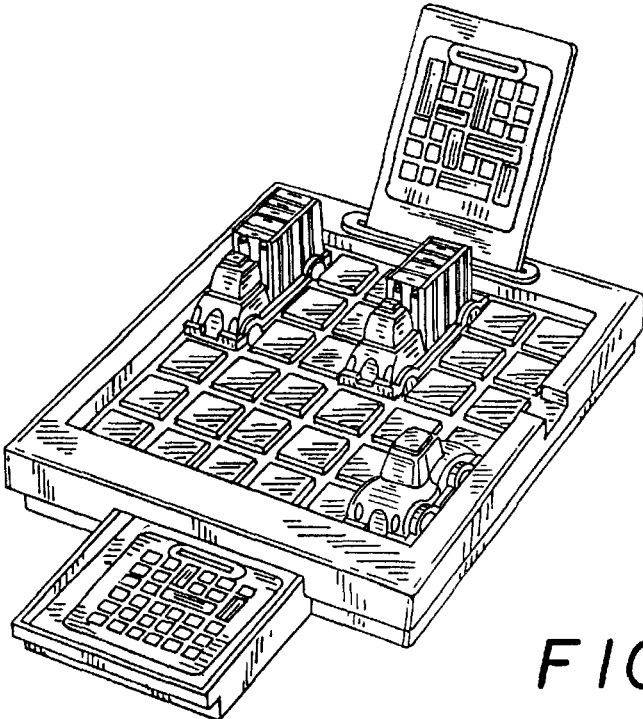


FIG. 1

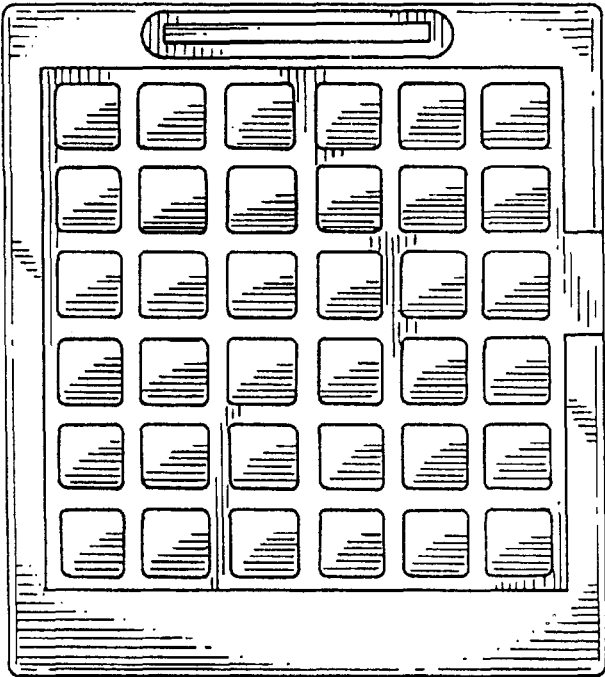


FIG. 2



FIG. 3




FIG. 4

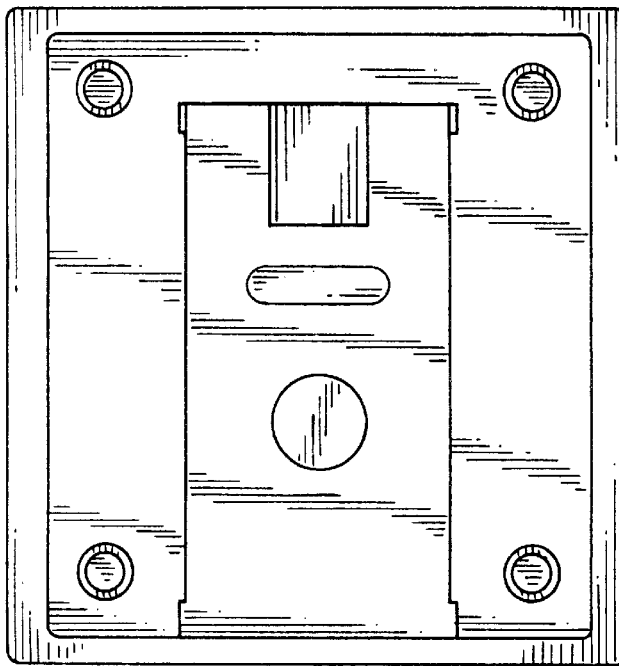


FIG. 5




FIG. 6




FIG. 7